



Certificate of Analysis

Sample:KN21219006-001
Harvest/Lot ID: CST313-BS3-2251
Batch#: CST313-BS3-2251
Seed to Sale# N/A
Batch Date: 12/12/22
Sample Size Received: 10 ml
Total Batch Size: N/A
Retail Product Size: 30 ml
Ordered : 12/13/22
Sampled : 12/13/22
Completed: 12/27/22
Sampling Method: N/A

PASSED

Page 1 of 5

Dec 27, 2022 | Green Flower Botanicals

1049 E. Brandon Blvd.
Brandon, FL, 33511, US



| PRODUCT IMAGE | SAFETY RESULTS | | | | | | | | MISC. |
|---------------|----------------|---------------|---------------|---------------|---------------|---------------|-------------------|-------------------|-------------------|
| | PASSED | PASSED | PASSED | PASSED | PASSED | PASSED | NOT TESTED | NOT TESTED | NOT TESTED |

Cannabinoid **PASSED**

| | | | | | |
|--|-------------------------------------|--|------------------------------------|--|---|
| | Total THC <0.01 | | Total CBD 3.6071% | | Total Cannabinoids 3.8066% |
|--|-------------------------------------|--|------------------------------------|--|---|

| | CBDV | CBDA | CBGA | CBG | CBD | THCV | CBN | EXO-THC | D9-THC | D8-THC | D10-THC | CBC | THCA | D8-THCO | D9-THCO | THC-O |
|-------|--------|-------|-------|--------|---------|-------|--------|---------|--------|--------|---------|--------|--------|---------|---------|-------|
| % | 0.0201 | ND | ND | 0.0219 | 3.6071 | ND | 0.0604 | ND | ND | ND | ND | 0.0971 | <0.01 | ND | ND | ND |
| mg/ml | 0.1929 | ND | ND | 0.2102 | 34.6281 | ND | 0.5798 | ND | ND | ND | ND | 0.9321 | <0.096 | ND | ND | ND |
| LOD | 0.001 | 0.001 | 0.001 | 0.001 | 0.001 | 0.001 | 0.001 | 0.002 | 0.001 | 0.001 | 0.001 | 0.001 | 0.001 | 0.002 | 0.002 | 0.002 |
| % | % | % | % | % | % | % | % | % | % | % | % | % | % | % | % | % |

Analyzed by: 2368, 2837, 2657 Weight: 0.2076g Extraction date: 12/19/22 13:58:33 Extracted by: 2837

Analysis Method : SOP.T.30.031.TN & SOP.T.40.031.TN Expanded Measurement of Uncertainty: Flower Matrix d9-THC:12.7%, THCA: 9.5%, TOTAL THC 11. 1%. These uncertainties represent an expanded uncertainty expressed at approximately the 95% confidence level using a coverage factor k=2 for a normal distribution.

Analytical Batch : KN003262POT Reviewed On : 12/21/22 14:20:56
Instrument Used : HPLC E-SHI-008 Batch Date : 12/19/22 13:54:07
Running on : N/A

Dilution : N/A
Reagent : 062422.03; 100422.02; 121422.R04; 121422.R05; 092622.04; 100522.05
Consumables : 294108110; 22/04/01; n/a; 239146; 947B9291.271; 220325059-D; IP250.100
Pipette : E-VWR-120

Full spectrum cannabinoid analysis utilizing High Performance Liquid Chromatography with UV/PDA detection (HPLC-UV/PDA). All cannabinoids have an LOQ of 0.01%.

This report shall not be reproduced, unless in its entirety, without written approval from Labstat. This report is an Labstat certification. The results relate only to the material or product analyzed. Test results are confidential unless explicitly waived otherwise. Void after 1 year from test end date. Cannabinoid content of batch material may vary depending on sampling error. IC=In-control QC parameter, NC=Non-controlled QC parameter, ND=Not Detected, NA=Not Analyzed, ppm=Parts Per Million, ppb=Parts Per Billion. Limit of Detection (LoD) and Limit Of Quantitation (LoQ) are terms used to describe the smallest concentration that can be reliably measured by an analytical procedure. RPD=Reproducibility of two measurements. Action Levels are State determined thresholds for human safety for consumption and/or inhalation. The result >99% are variable based on uncertainty of measurement (UM) for the analyte. The UM error is available from the lab upon request.The "Decision Rule" for the pass/fail does not include the UM. The limits are based on F.S. Rule 64-4.310.

Sue Ferguson

Lab Director

State License # n/a
ISO Accreditation # 17025:2017

Signature

12/27/22

Signed On



Certificate of Analysis

PASSED

Green Flower Botanicals

 Sample : KN21219006-001
 Harvest/Lot ID: CST313-BS3-2251

 1049 E. Brandon Blvd.
 Brandon, FL, 33511, US
 Telephone: (813) 906-1204
 Email: LABS@GREENFLOWERBOTANICALS.COM

 Batch# : CST313-BS3-2251
 Sample Size Received : 10 ml
 Total Batch Size : N/A
 Sampled : 12/13/22
 Ordered : 12/13/22
 Completed : 12/27/22 Expires: 12/27/23
 Sample Method : SOP Client Method

Page 2 of 5

| Pesticides | | | | | | PASSED | | | | | | | |
|----------------------|------|-------|--------------|-----------|--------|--|----------------------|---------------|-------------------|------------------|-------------------|---------------|------|
| Pesticide | LOD | Units | Action Level | Pass/Fail | Result | Pesticide | LOD | Units | Action Level | Pass/Fail | Result | | |
| ABAMECTIN B1A | 0.01 | ppm | 0.3 | PASS | ND | PRALLETHRIN | 0.01 | ppm | 0.4 | PASS | ND | | |
| ACEPHATE | 0.01 | ppm | 3 | PASS | ND | PROPICONAZOLE | 0.01 | ppm | 1 | PASS | ND | | |
| ACEQUINOXYL | 0.01 | ppm | 2 | PASS | ND | PROPOXUR | 0.01 | ppm | 0.1 | PASS | ND | | |
| ACETAMIPRID | 0.01 | ppm | 3 | PASS | ND | PYRETHRINS | 0.01 | ppm | 1 | PASS | ND | | |
| ALDICARB | 0.01 | ppm | 0.1 | PASS | ND | PYRIDABEN | 0.01 | ppm | 3 | PASS | ND | | |
| AZOXYSTROBIN | 0.01 | ppm | 3 | PASS | ND | SPINETORAM | 0.01 | ppm | 3 | PASS | ND | | |
| BIFENAZATE | 0.01 | ppm | 3 | PASS | ND | SPIROMESIFEN | 0.01 | ppm | 3 | PASS | ND | | |
| BIFENTHRIN | 0.01 | ppm | 0.5 | PASS | ND | SPIROTETRAMAT | 0.01 | ppm | 3 | PASS | ND | | |
| BOSCALID | 0.01 | ppm | 3 | PASS | ND | SPIROXAMINE | 0.01 | ppm | 0.1 | PASS | ND | | |
| CARBARYL | 0.01 | ppm | 0.5 | PASS | ND | TEBUCONAZOLE | 0.01 | ppm | 1 | PASS | ND | | |
| CARBOFURAN | 0.01 | ppm | 0.1 | PASS | ND | THIACLOPRID | 0.01 | ppm | 0.1 | PASS | ND | | |
| CHLORANTRANILIPROLE | 0.01 | ppm | 3 | PASS | ND | THIAMETHOXAM | 0.01 | ppm | 1 | PASS | ND | | |
| CHLORMEQUAT CHLORIDE | 0.01 | ppm | 3 | PASS | ND | TOTAL SPINOSAD | 0.01 | ppm | 3 | PASS | ND | | |
| CHLORPYRIFOS | 0.01 | ppm | 0.1 | PASS | ND | TRIFLOXYSTROBIN | 0.01 | ppm | 3 | PASS | ND | | |
| CLOFENTEZINE | 0.01 | ppm | 0.5 | PASS | ND | Analized by: | 2803, 2368, 3035 | Weight: | 0.5025g | Extraction date: | 12/23/22 14:56:50 | Extracted by: | 2803 |
| COUMAPHOS | 0.01 | ppm | 0.1 | PASS | ND | Analysis Method : | SOP.T.40.101.TN | Reviewed On : | 12/27/22 18:03:33 | | | | |
| DAMINOZIDE | 0.01 | ppm | 0.1 | PASS | ND | Analytical Batch : | KN003287PES | Batch Date : | 12/23/22 13:59:28 | | | | |
| DIAZANON | 0.01 | ppm | 0.2 | PASS | ND | Instrument Used : | E-SHI-125 Pesticides | Running on : | N/A | | | | |
| DICHLORVOS | 0.01 | ppm | 0.1 | PASS | ND | Dilution : | 0.01 | Reagent : | N/A | | | | |
| DIMETHOATE | 0.01 | ppm | 0.1 | PASS | ND | Consumables : | N/A | Pipette : | N/A | | | | |
| DIMETHOMORPH | 0.01 | ppm | 3 | PASS | ND | Testing for agricultural agents is performed utilizing Liquid Chromatography with Triple-Quadrupole Mass Spectrometry. *Based on FL action limits. | | | | | | | |
| ETHOPROPHOS | 0.01 | ppm | 0.1 | PASS | ND | | | | | | | | |
| ETOFENPROX | 0.01 | ppm | 0.1 | PASS | ND | | | | | | | | |
| ETOXAZOLE | 0.01 | ppm | 1.5 | PASS | ND | | | | | | | | |
| FENHEXAMID | 0.01 | ppm | 3 | PASS | ND | | | | | | | | |
| FENOXYCARB | 0.01 | ppm | 0.1 | PASS | ND | | | | | | | | |
| FENPYROXIMATE | 0.01 | ppm | 2 | PASS | ND | | | | | | | | |
| FIPRONIL | 0.01 | ppm | 0.1 | PASS | ND | | | | | | | | |
| FLONICAMID | 0.01 | ppm | 2 | PASS | ND | | | | | | | | |
| FLUDIOXONIL | 0.01 | ppm | 3 | PASS | ND | | | | | | | | |
| HEXYTHIAZOX | 0.01 | ppm | 2 | PASS | ND | | | | | | | | |
| IMAZALIL | 0.01 | ppm | 0.1 | PASS | ND | | | | | | | | |
| IMIDACLOPRID | 0.01 | ppm | 3 | PASS | ND | | | | | | | | |
| KRESOXIM-METHYL | 0.01 | ppm | 1 | PASS | ND | | | | | | | | |
| MALATHION | 0.01 | ppm | 2 | PASS | ND | | | | | | | | |
| METALAXYL | 0.01 | ppm | 3 | PASS | ND | | | | | | | | |
| METHIOCARB | 0.01 | ppm | 0.1 | PASS | ND | | | | | | | | |
| METHOMYL | 0.01 | ppm | 0.1 | PASS | ND | | | | | | | | |
| MEVINPHOS | 0.01 | ppm | 0.1 | PASS | ND | | | | | | | | |
| MYCLOBUTANIL | 0.01 | ppm | 3 | PASS | ND | | | | | | | | |
| NALED | 0.01 | ppm | 0.5 | PASS | ND | | | | | | | | |
| OXAMYL | 0.01 | ppm | 0.5 | PASS | ND | | | | | | | | |
| PACLOBUTRAZOL | 0.01 | ppm | 0.1 | PASS | ND | | | | | | | | |
| PERMETHRINS | 0.01 | ppm | 1 | PASS | ND | | | | | | | | |
| PHOSMET | 0.01 | ppm | 0.2 | PASS | ND | | | | | | | | |
| PIPERONYL BUTOXIDE | 0.01 | ppm | 3 | PASS | ND | | | | | | | | |

This report shall not be reproduced, unless in its entirety, without written approval from Labstat. This report is an Labstat certification. The results relate only to the material or product analyzed. Test results are confidential unless explicitly waived otherwise. Void after 1 year from test end date. Cannabinoid content of batch material may vary depending on sampling error. IC=In-control QC parameter, NC=Non-controlled QC parameter, ND=Not Detected, NA=Not Analyzed, ppm=Parts Per Million, ppb=Parts Per Billion. Limit of Detection (LoD) and Limit Of Quantitation (LoQ) are terms used to describe the smallest concentration that can be reliably measured by an analytical procedure. RPD=Reproducibility of two measurements. Action Levels are State determined thresholds for human safety for consumption and/or inhalation. The result >99% are variable based on uncertainty of measurement (UM) for the analyte. The UM error is available from the lab upon request. The "Decision Rule" for the pass/fail does not include the UM. The limits are based on F.S. Rule 64-4.310.

Sue Ferguson

Lab Director

 State License # n/a
 ISO Accreditation # 17025:2017

Signature

12/27/22

Signed On



Certificate of Analysis

PASSED

Green Flower Botanicals

1049 E. Brandon Blvd.
Brandon, FL, 33511, US
Telephone: (813) 906-1204
Email: LABS@GREENFLOWERBOTANICALS.COM

Sample : KN21219006-001
Harvest/Lot ID: CST313-BS3-2251
Batch# : CST313-BS3-2251
Sampled : 12/13/22
Ordered : 12/13/22

Sample Size Received : 10 ml
Total Batch Size : N/A
Completed : 12/27/22 Expires: 12/27/23
Sample Method : SOP Client Method

Page 3 of 5



Residual Solvents

PASSED

| Solvents | LOD | Units | Action Level | Pass/Fail | Result |
|--|------|-------|--------------|-----------|--------|
| PROPANE | 500 | ppm | 2100 | PASS | ND |
| BUTANES (N-BUTANE) | 500 | ppm | 2000 | PASS | ND |
| METHANOL | 25 | ppm | 3000 | PASS | ND |
| ETHYLENE OXIDE | 0.5 | ppm | 5 | PASS | ND |
| PENTANES (N-PENTANE) | 75 | ppm | 5000 | PASS | ND |
| ETHANOL | 500 | ppm | 5000 | PASS | ND |
| ETHYL ETHER | 50 | ppm | 5000 | PASS | ND |
| 1,1-DICHLOROETHENE | 0.8 | ppm | 8 | PASS | ND |
| ACETONE | 75 | ppm | 5000 | PASS | ND |
| 2-PROPANOL | 50 | ppm | 500 | PASS | ND |
| ACETONITRILE | 6 | ppm | 410 | PASS | ND |
| DICHLOROMETHANE | 12.5 | ppm | 600 | PASS | ND |
| N-HEXANE | 25 | ppm | 290 | PASS | ND |
| ETHYL ACETATE | 40 | ppm | 5000 | PASS | ND |
| CHLOROFORM | 0.2 | ppm | 60 | PASS | ND |
| BENZENE | 0.1 | ppm | 2 | PASS | ND |
| 1,2-DICHLOROETHANE | 0.2 | ppm | 5 | PASS | ND |
| HEPTANE | 500 | ppm | 5000 | PASS | ND |
| TRICHLOROETHYLENE | 2.5 | ppm | 80 | PASS | ND |
| TOLUENE | 15 | ppm | 890 | PASS | ND |
| TOTAL XYLENES - M, P & O - DIMETHYLBENZENE | 15 | ppm | 2170 | PASS | ND |

| | | | |
|------------------|-------------|----------------------|-------------------|
| Analized by: N/A | Weight: N/A | Extraction date: N/A | Extracted by: N/A |
|------------------|-------------|----------------------|-------------------|

| | |
|---|---|
| Analysis Method : SOP.T.40.041.TN | Reviewed On : 12/23/22 16:45:16 Batch Date : 12/19/22 10:18:50 |
| Analytical Batch : KN003261SOL | |
| Instrument Used : E-SHI-106 Residual Solvents | |
| Running on : N/A | |

Dilution : N/A
Reagent : N/A
Consumables : R2017.167; G201.100
Pipette : N/A

Residual solvents analysis is performed using Gas Chromatography / Mass Spectrometry. *Based on FL action limits.

This report shall not be reproduced, unless in its entirety, without written approval from Labstat. This report is an Labstat certification. The results relate only to the material or product analyzed. Test results are confidential unless explicitly waived otherwise. Void after 1 year from test end date. Cannabinoid content of batch material may vary depending on sampling error. IC=In-control QC parameter, NC=Non-controlled QC parameter, ND=Not Detected, NA=Not Analyzed, ppm=Parts Per Million, ppb=Parts Per Billion. Limit of Detection (LoD) and Limit Of Quantitation (LoQ) are terms used to describe the smallest concentration that can be reliably measured by an analytical procedure. RPD=Reproducibility of two measurements. Action Levels are State determined thresholds for human safety for consumption and/or inhalation. The result >99% are variable based on uncertainty of measurement (UM) for the analyte. The UM error is available from the lab upon request. The "Decision Rule" for the pass/fail does not include the UM. The limits are based on F.S. Rule 64-4.310.

Sue Ferguson

Lab Director

State License # n/a
ISO Accreditation # 17025:2017

Signature

12/27/22

Signed On



Certificate of Analysis

PASSED



Green Flower Botanicals


 1049 E. Brandon Blvd.
 Brandon, FL, 33511, US
 Telephone: (813) 906-1204
 Email: LABS@GREENFLOWERBOTANICALS.COM

 Sample : KN21219006-001
 Harvest/Lot ID: CST313-BS3-2251
 Batch# : CST313-BS3-2251
 Sampled : 12/13/22
 Ordered : 12/13/22

 Sample Size Received : 10 ml
 Total Batch Size : N/A
 Completed : 12/27/22 Expires: 12/27/23
 Sample Method : SOP Client Method

Page 4 of 5

|  Microbial PASSED | | | | | |  Mycotoxins PASSED | | | | | |
|---|-----|-------|-------------|-------------|--------------|--|-------|-------|--------|-------------|--------------|
| Analyte | LOD | Units | Result | Pass / Fail | Action Level | Analyte | LOD | Units | Result | Pass / Fail | Action Level |
| ESCHERICHIA COLI SHIGELLA SPP | | | Not Present | PASS | | AFLATOXIN G2 | 0.002 | ppm | ND | PASS | 0.02 |
| SALMONELLA SPECIFIC GENE | | | Not Present | PASS | | AFLATOXIN G1 | 0.002 | ppm | ND | PASS | 0.02 |
| ASPERGILLUS FLAVUS | | | Not Present | PASS | | AFLATOXIN B2 | 0.002 | ppm | ND | PASS | 0.02 |
| ASPERGILLUS FUMIGATUS | | | Not Present | PASS | | AFLATOXIN B1 | 0.002 | ppm | ND | PASS | 0.02 |
| ASPERGILLUS NIGER | | | Not Present | PASS | | OCHRATOXIN A+ | 0.002 | ppm | ND | PASS | 0.02 |
| ASPERGILLUS TERREUS | | | Not Present | PASS | | TOTAL MYCOTOXINS | 0.002 | ppm | ND | PASS | 0.02 |
| Analyzed by: 2805 Weight: 1.02g Extraction date: 12/20/22 10:02:24 Extracted by: 2805 | | | | | | Analyzed by: 2803 Weight: 0.5025g Extraction date: 12/23/22 14:56:50 Extracted by: 2803 | | | | | |
| Analysis Method : SOP.T.40.043 Analytical Batch : KN003266MIC Instrument Used : Micro E-HEW-069 Running on : 12/20/22 13:24:56 Dilution : N/A Reagent : 121422.01; 101822.08; 030121.01; 072722.02 Consumables : 22/04/01; 251773; 242429; 0980420; P7528255; 250346; 253850; 93825; n/a; 10RWJ0415W03; QJ032G Pipette : E-THE-045; E-THE-046; E-THE-047; E-THE-048; E-THE-049; E-THE-050; E-THE-051; E-THE-052; E-THE-053; E-THE-054; E-BIO-188 | | | | | | Analysis Method : SOP.T.40.101.TN Analytical Batch : KN003289MYC Instrument Used : E-SHI-125 Mycotoxins Running on : N/A Dilution : 0.01 Reagent : N/A Consumables : N/A Pipette : N/A Aflatoxins B1, B2, G1, G2, and Ochratoxins Mycotoxins testing utilizing Liquid Chromatography with Triple-Quadrupole Mass Spectrometry. *Based on FL action limits. | | | | | |
| Reviewed On : 12/22/22 13:36:27 Batch Date : 12/20/22 09:36:45 | | | | | | Reviewed On : 12/27/22 17:05:45 Batch Date : 12/23/22 14:57:27 | | | | | |

|  Heavy Metals PASSED | | | | | |
|--|------|-------|--------|-------------|--------------|
| Metal | LOD | Units | Result | Pass / Fail | Action Level |
| ARSENIC-AS | 0.02 | ppm | ND | PASS | 1.5 |
| CADMIUM-CD | 0.02 | ppm | ND | PASS | 0.5 |
| MERCURY-HG | 0.02 | ppm | ND | PASS | 3 |
| LEAD-PB | 0.02 | ppm | ND | PASS | 0.5 |
| Analyzed by: 138, 2837 Weight: 0.2849g Extraction date: 12/22/22 12:59:47 Extracted by: 138 | | | | | |
| Analysis Method : SOP.T.30.082, SOP.T.40.082.TN Analytical Batch : KN003279HEA Instrument Used : Metals ICP/MS Running on : N/A Dilution : 50 Reagent : 062422.03; 121922.R03; 101422.R15; 101322.R14; 032522.01; 111122.09; 110922.R13; 071222.R13; 111022.R03; 101422.R14 Consumables : 40554-834C4-834D; 829C6-829B; 108779-06-102921; 12532-225CD-225C Pipette : E-VWR-120; E-VWR-122 | | | | | |

Heavy Metals analysis is performed using ICP-MS (Inductively Coupled Plasma - Mass Spectrometer) which can screen down to single digit ppb concentrations. *Based on FL action limits.

This report shall not be reproduced, unless in its entirety, without written approval from Labstat. This report is an Labstat certification. The results relate only to the material or product analyzed. Test results are confidential unless explicitly waived otherwise. Void after 1 year from test end date. Cannabinoid content of batch material may vary depending on sampling error. IC=In-control QC parameter, NC=Non-controlled QC parameter, ND=Not Detected, NA=Not Analyzed, ppm=Parts Per Million, ppb=Parts Per Billion. Limit of Detection (LoD) and Limit Of Quantitation (LoQ) are terms used to describe the smallest concentration that can be reliably measured by an analytical procedure. RPD=Reproducibility of two measurements. Action Levels are State determined thresholds for human safety for consumption and/or inhalation. The result >99% are variable based on uncertainty of measurement (UM) for the analyte. The UM error is available from the lab upon request. The "Decision Rule" for the pass/fail does not include the UM. The limits are based on F.S. Rule 64-4.310.

Sue Ferguson

Lab Director

 State License # n/a
 ISO Accreditation # 17025:2017

Signature

12/27/22

Signed On



Certificate of Analysis

PASSED

Green Flower Botanicals

1049 E. Brandon Blvd.
Brandon, FL, 33511, US
Telephone: (813) 906-1204
Email: LABS@GREENFLOWERBOTANICALS.COM

Sample : KN21219006-001
Harvest/Lot ID: CST313-BS3-2251
Batch# : CST313-BS3-2251
Sampled : 12/13/22
Ordered : 12/13/22

Sample Size Received : 10 ml
Total Batch Size : N/A
Completed : 12/27/22 Expires: 12/27/23
Sample Method : SOP Client Method

Page 5 of 5

| | | |
|---|-------------------------------|---------------|
|  | Filth/Foreign Material | PASSED |
|---|-------------------------------|---------------|

| Analyte | LOD | Units | Result | P/F | Action Level |
|----------------------------|-----|----------|--------|------|--------------|
| Filth and Foreign Material | 1 | detect/g | ND | PASS | 3 |

| | | | |
|----------------------|--------------------|---------------------------------------|-----------------------|
| Analyzed by: 2805 | Weight: 0.5099g | Extraction date: 12/20/22 09:56:03 | Extracted by: 2805 |
|----------------------|--------------------|---------------------------------------|-----------------------|

Analysis Method : SOP.T.40.090
Analytical Batch : KN003244FIL
Instrument Used : E-AMS-138 Microscope
Running on : N/A

Reviewed On : 12/20/22 09:59:59
Batch Date : 12/15/22 11:38:23

Dilution : N/A
Reagent : N/A
Consumables : N/A
Pipette : N/A

This includes but is not limited to hair, insects, feces, packaging contaminants, and manufacturing waste and by-products. A SW-2T13 Stereo Microscope is use for inspection.

This report shall not be reproduced, unless in its entirety, without written approval from Labstat. This report is an Labstat certification. The results relate only to the material or product analyzed. Test results are confidential unless explicitly waived otherwise. Void after 1 year from test end date. Cannabinoid content of batch material may vary depending on sampling error. IC=In-control QC parameter, NC=Non-controlled QC parameter, ND=Not Detected, NA=Not Analyzed, ppm=Parts Per Million, ppb=Parts Per Billion. Limit of Detection (LoD) and Limit Of Quantitation (LoQ) are terms used to describe the smallest concentration that can be reliably measured by an analytical procedure. RPD=Reproducibility of two measurements. Action Levels are State determined thresholds for human safety for consumption and/or inhalation. The result >99% are variable based on uncertainty of measurement (UM) for the analyte. The UM error is available from the lab upon request. The "Decision Rule" for the pass/fail does not include the UM. The limits are based on F.S. Rule 64-4.310.

Sue Ferguson

Lab Director

State License # n/a
ISO Accreditation # 17025:2017

Signature

12/27/22

Signed On